



ML SERIES


ALUMINIUM HOUSING SINGLE PHASE CAPACITOR START AND CAPACITOR RUN ASYNCHRONOUS MOTOR

Conform to the IEC standard. Be made of selected quality materials, latest design in entirety. Good performance, low noise, little vibration, and safety and reliable operation. Nice appearance, light weight. Be maintained very conveniently, simple construction. Good general performance, 1.8 to 2.5 times more than the rated torque.

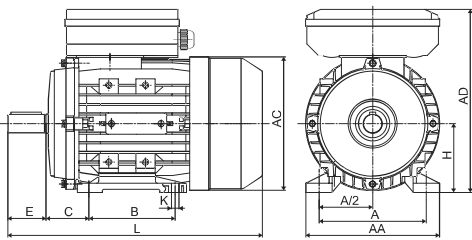
Operating Conditions:

Ambient temperature: $-15^{\circ}\text{C} \leq \theta \leq 40^{\circ}\text{C}$

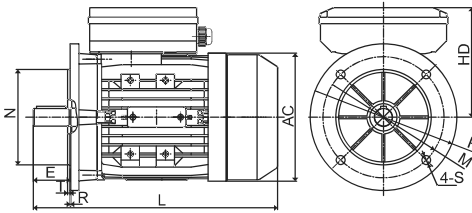
Altitude: not exceed 1000m



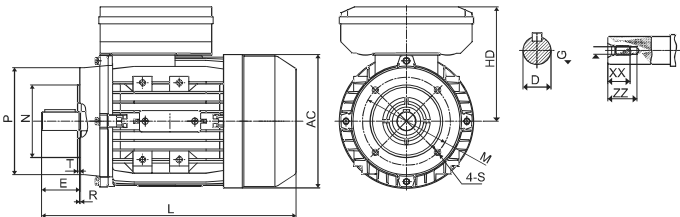
IM B3



IM B5



IM B14



Installation Dimension

Frame Size	Mounting Dimensions											Overall Dimensions					Shaft End Screw Dimensions												
	A	B	C	D	E	F	G	H	K	IM B14						AA	AC	AD	HD	L	SS	XX	ZZ						
										M	N	P	R	S	T									M	N	P	R	S	T
63	100	80	40	11	23	4	8.5	63	7X10	75	60	90	0	M5	2.5	115	95	140	0	φ10	3.0	120	130	179	116	212	M4	10	15
71	112	90	45	14	30	5	11	71	7X10	85	70	105	0	M6	2.5	130	110	160	0	φ10	3.5	132	145	194	123	255	M5	12	18
80	125	100	50	19	40	6	15.5	80	10X13	100	80	120	0	M6	3.0	165	130	200	0	φ12	3.5	157	165	223	143	290	M6	16	22
90S	140	100	56	24	50	8	20	90	10X13	115	95	140	0	M8	3.0	165	130	200	0	φ12	3.5	172	185	240	150	335	M8	20	25
90L	140	125	56	24	50	8	20	90	10X13	115	95	140	0	M8	3.0	165	130	200	0	φ12	3.5	172	185	240	150	365	M8	20	25
100L	160	140	63	28	60	8	24	100	12X15	130	110	160	0	M8	3.5	215	180	250	0	φ15	4.0	196	205	260	160	398/416	M10	22	28
112M	190	140	70	28	60	8	24	112	12X15	130	110	160	0	M8	3.5	215	180	250	0	φ15	4.0	222	230	295	183	416	M10	22	28

TECHNICAL DATA (at 230V/50Hz)

Model	Power (KW)	Current (A)	Speed (r/min)	Eff. (%)	Power Factor (CosΦ)	Rate Torque (N.M)	Tst/Tn (Times)	Tmax/Tn (Times)	Starting Current (A)	Run Capacitor (μF/V)	Start Capacitor (μF/V)	Noise dB (A)	W.T (Kg)
ML631-2	0.18	1.38	2710	63	0.9	0.63	2.5	1.6	8	10μF/450V	50μF/250V	70	3.9
ML632-2	0.25	1.89	2710	64	0.9	0.88	2.5	1.6	10	10μF/450V	100μF/250V	73	4.4
ML711-2	0.37	2.66	2780	65	0.93	1.27	2.5	1.8	15	12μF/450V	100μF/250V	75	6.1
ML712-2	0.55	3.78	2790	68	0.93	1.88	2.5	1.8	20	16μF/450V	100μF/250V	76	7
ML801-2	0.75	4.87	2800	72	0.93	2.56	2.5	1.8	30	30μF/450V	150μF/250V	76	9
ML802-2	1.1	7.04	2810	73	0.93	3.74	2.5	1.8	40	35μF/450V	150μF/250V	79	10.3
ML90S-2	1.5	9.48	2810	74	0.93	5.10	2.5	1.8	55	40μF/450V	200μF/300V	84	16.3
ML90L-2	2.2	13.57	2810	75	0.94	7.48	2.5	1.8	75	50μF/450V	250μF/300V	84	16.7
ML100L-2	3.0	17.83	2830	77	0.95	10.13	2.5	1.7	110	50μF/450V	400μF/300V	88	25
ML112M1-2	3.7	21.48	2850	78	0.96	12.40	2.5	1.7	140	60μF/450V	400μF/300V	90	33
ML112M2-2	4.0	22.18	2850	80	0.98	13.41	2.5	1.7	150	60μF/450V	400μF/300V	90	34.2
ML631-4	0.12	1.05	1350	55	0.9	0.85	2.5	1.6	6	10μF/450V	30μF/250V	64	4.1
ML632-4	0.18	1.55	1350	56	0.9	1.27	2.5	1.6	8.5	12μF/450V	40μF/250V	64	4.5
ML711-4	0.25	2.01	1380	60	0.9	1.73	2.5	1.7	10	16μF/450V	75μF/250V	66	5.9
ML712-4	0.37	2.84	1380	63	0.9	2.56	2.5	1.7	15	16μF/450V	75μF/250V	68	6.9
ML801-4	0.55	4.03	1400	66	0.9	3.75	2.5	1.8	20	20μF/450V	100μF/250V	71	9.6
ML802-4	0.75	5.25	1410	69	0.9	5.08	2.5	1.8	30	25μF/450V	100μF/250V	71	10.9
ML90S-4	1.1	7.24	1410	71	0.93	7.45	2.5	1.8	40	60μF/450V	250μF/250V	74	13.8
ML90L-4	1.5	9.61	1400	73	0.93	10.24	2.5	1.8	55	70μF/450V	300μF/300V	79	16.7
ML100L1-4	2.2	13.90	1430	74	0.93	14.70	2.5	1.8	75	70μF/450V	300μF/300V	79	22.8
ML100L2-4	3	18.70	1440	75	0.93	19.91	2.5	1.8	110	80μF/450V	400μF/300V	83	28.7
ML112M1-4	3.7	21.99	1440	77	0.95	24.55	2.5	1.7	140	80μF/450V	400μF/300V	86	31
ML112M2-4	4.0	22.41	1440	80	0.97	26.54	2.5	1.7	150	80μF/450V	400μF/300V	86	32.8