



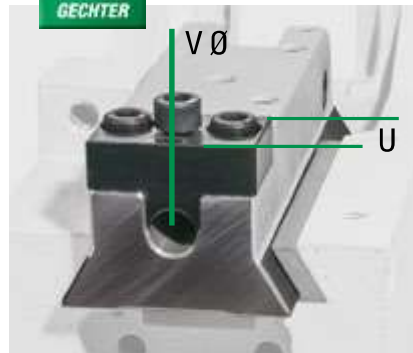
60 kN LHP	
Operating pressure	3-6 bar
Press force kN at X bar approx.	60 6 bar
Air-consumption, max. per stroke	15 1 x L pro bar
Approach stroke force kN at X bar	5,4 6 bar
Return stroke force kN at X bar approx.	4,1 6 bar
Working stroke, thereof power stroke	50 mm 6 mm
Pneumatic connecting hose	1/2"
Mains supply	90-240 V AC
Control voltage	24 V DC
No. of strokes/min.	35
Weight	218 kg

Subject to technical modifications.

Please note that we will respond to your individual production requirements and that our **special machines experts** are at your disposal.


GECHTER LHP presses come equipped with a ram fine-adjustment mechanism as standard (scaling 0.05 mm)

INFO



Unique **GECHTER** quality
No-play adjustable prism guide.
The clamping device can be removed towards the front, so that the clamping pivot is not damaged.

With press force monitoring
Page 32




maXYmos




1



3



5

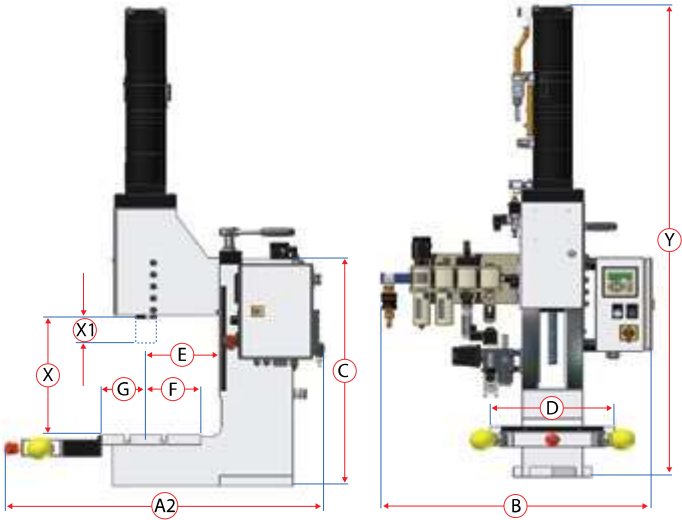


7

table Guide Unit

On the following pages, you will find detailed descriptions and further illustrations on each topic:

Press force monitoring	Page	32
Lever operating forces and press forces	Page	41
Accessories	Page	42



Dimension	60 kN LHP
A2	820
B	760
C	715
D	340
E	200
F	150
G	120
U	44
V	Ø 25 H7
X	115-370
Y	1250-1505

Subject to technical modifications.




2



4

a + b must be ordered separately!



6



8

Accessories for your press		CE	Options	Your selection	Type 60 kN LHP
X1 = Stroke 50 mm, thereof power stroke 6 mm			select one	<input type="checkbox"/>	X
X1 = Stroke 100 mm, thereof power stroke 6 mm				<input type="checkbox"/>	X
X1 = Stroke 50 mm, thereof power stroke 12 mm				<input type="checkbox"/>	X
X1 = Stroke 100 mm, thereof power stroke 12 mm Special stroke length on request				<input type="checkbox"/>	X
1	Extended throat		select one	<input type="checkbox"/>	X
2	Extended daylight			<input type="checkbox"/>	X
Two-hand safety controls		ES06	select one	<input type="checkbox"/>	X
Detailed description of the controls, see Page 38		ZS06		<input type="checkbox"/>	
		SpiceFlex modular		<input type="checkbox"/>	X
3	Rotary table adjustable to segmentations of 2-24, suitable for presses with SpiceFlex control systems		select one	<input type="checkbox"/>	X
Highly stressable sliding table, mechanical		<input type="checkbox"/>		X	
4	Highly stressable sliding table, mechanical with locking bolt			<input type="checkbox"/>	X
5	Highly stressable sliding table with electro-pneumatic control			<input type="checkbox"/>	X
Press foundation H approx. 700 x W 690 x D 565 mm, adjustable with machine bearing elements		select one	<input type="checkbox"/>	X	
Press foundation H approx. 800 x W 690 x D 565 mm, adjustable with machine bearing elements			<input type="checkbox"/>	X	
6	Deposit table for lateral attachment to the press foundation on the left side (a), height adjustable		select any	<input type="checkbox"/>	X
	Deposit table for lateral attachment to the press foundation on the right side (b), height adjustable			<input type="checkbox"/>	X
	Rotary table changing plate with bores only with RT.			<input type="checkbox"/>	X
7	Footswitch, connected to plug-in connection for SpiceFlex		<input type="checkbox"/>	X	
8	Clamping pivot without collar		select one	<input type="checkbox"/>	X
	Clamping pivot with collar			<input type="checkbox"/>	X

X = available

