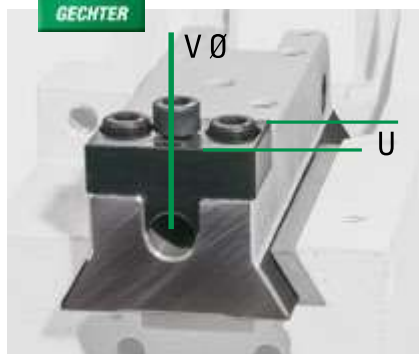
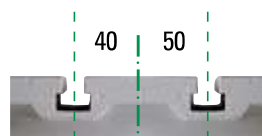


On the following pages, you will find detailed descriptions and further illustrations on each topic:

Press force monitoring	Page	32
Lever operating forces and press forces	Page	41
Accessories	Page	42



Unique **GECHTER** quality
No-play adjustable prism guide.
The clamping device can be removed
towards the front, so that the clamping
pivot is not damaged.



With type 20, 30 KHP
2 x DIN 650 M8x10
With type 50, 70, 100 KHP
2 x DIN 650 M10x12

With press force
monitoring
Page 32



maXYmos

	KHP 20/30 kN	KHP 50/70/100 kN
Operating pressure	3-6 bar	3-6 bar
Press force kN at X bar approx.	20/30 6 bar	50/70/100 6 bar
Air-consumption, max. per stroke	1.0 L x bar	2.8/3.6/3.6 L x bar
Pneumatic connecting hose	1/2"	1/2"
Mains supply	90-240 V AC 3A	90-240 V AC 3A
Control voltage	24 V DC	24 V DC
No. of strokes/min.	100/90	90/80/80
Weight of lower support	12.5 kg	15.0 kg
Weight	150 kg	354 kg


Subject to technical modifications



1

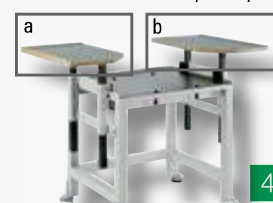


2



3

a + b must be ordered separately!



4



Feed Accuracy: 0,1 mm

5

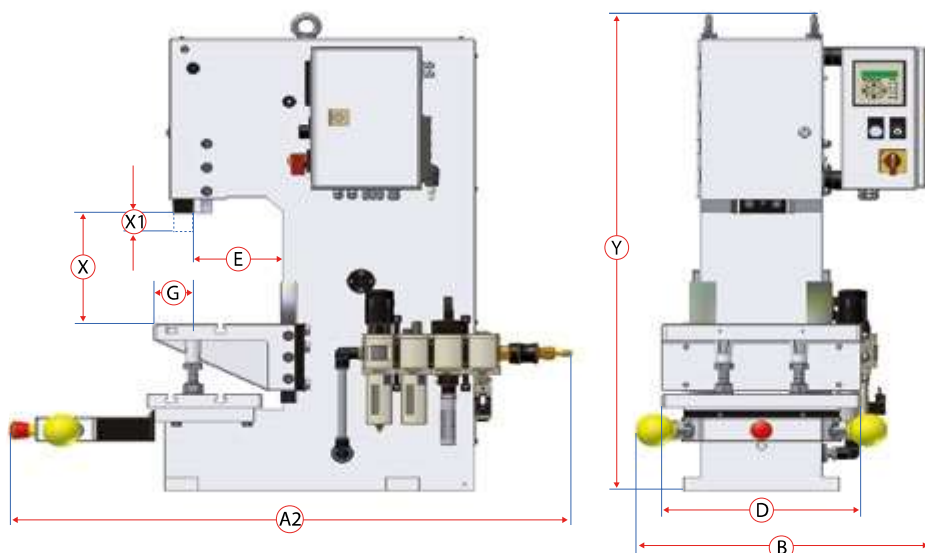


6



7

C-Shaped Press Frame and Adjustable Table



Dimension	KHP 20/30 kN	KHP 50/70/100 kN
A2	760	1010
B	520	540
D	300	360
E	120	160
G	70	71
U	0-40	44
V	Ø 20 H7	Ø 25 H7
Xmin	120	160/160/140
Xmax	250	295/295/275
X1	0-40	0-62/0-62/0-40
Y	815	1001

Subject to technical modifications.

Accessories for your press		Options	Your selection	1 Type 20 kN KHP 30 kN KHP	2 Type 50 kN KHP 70 kN KHP	3 Type 100 kN KHP
Two-hand safety controls	ZS06	select one		X	X	X
Detailed description of the controls, see Page 38	SpiceFlex modular			X	X	X
1 Rotary table adjustable to segmentations of 2-24, suitable for presses with SpiceFlex control systems		select one		X	X	X
Highly stressable sliding table, mechanical				X	X	X
2 Highly stressable sliding table, mechanical with locking bolt				X	X	X
3 Highly stressable sliding table with electro-pneumatic control		select one		X	X	X
Press foundation H approx. 700 x W 690 x D 565 mm, adjustable with machine bearing elements				X	X	X
4 Press foundation H approx. 800 x W 690 x D 565 mm, adjustable with machine bearing elements				X	X	X
4 Deposit table for lateral attachment to the press foundation on the left side (a), height adjustable		select any		X	X	X
4 Deposit table for lateral attachment to the press foundation on the right side (b), height adjustable				X	X	X
5 Adjustable round part, ram fine adjustment				X	X	X
Clamping plate with T-slot, lower support				X	X	X
6 Footswitch, connected to plug-in connection for SpiceFlex		select one		X	X	X
7 Clamping pivot without collar					X	X
Clamping pivot with collar					X	X

X = available



Please note that we will respond to your individual production requirements and that our **special machines experts** are at your disposal.