





On the following pages, you will find detailed descriptions and further illustrations on each topic:

Press force monitoring	Page	32
Lever operating forces and press forces	Page	41
Accessories	Page	42

	KHKP 20 kN	KHKP 60 kN
Operating pressure	3-6 bar	3-6 bar
Press force kN at X bar approx.	20 6 bar	60 6 bar
Air-consumption, max. per stroke	1,12 L x bar	4,8 L x bar
Pneumatic connecting hose	1/4"	1/2"
Mains supply	90-240 V AC	90-240 V AC
Control voltage	24 V DC	24 V DC
No. of strokes/min.	66	40
Weight	43 kg	200 kg

Subject to technical modifications.



With type 60 KHKP 2 x DIN 650 M8x10



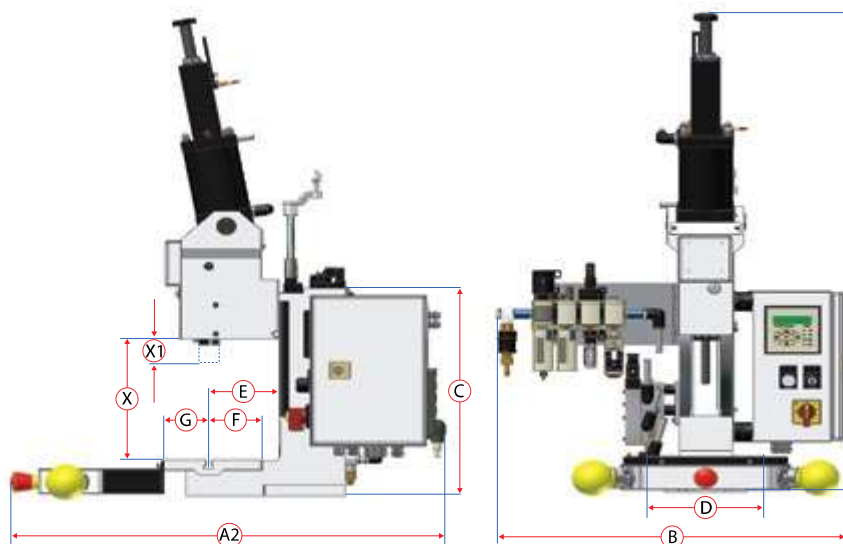
With type 20 KHKP 1 x DIN 650 M8x10

With press force monitoring
Page 32



maXYmos

Unique **GECHTER** quality
No-play adjustable prism guide.
The clamping device can be removed towards the front, so that the clamping pivot is not damaged.



Dimension	KHKP 20 kN	KHKP 60 kN
A2	800	820
B	580	760
C	415	715
D	200	340
E	120	200
F	92	150
G	75	120
U	21	44
V	Ø 10 H7	Ø 25 H7
X	60-225	115-370
X1	0-60	0-60
Ymax	890	1492

Subject to technical modifications.

Accessories for your press		Options	Your selection	1 Type 20 kN KHKP	2 Type 60 kN KHKP
1	Standard press without accessories			X	X
2	Extended throat up to 300 mm	select one		X	X
3	Extended daylight + 100 mm			X	X
	Two-hand safety controls	ES06		X	X
	Detailed description of the controls, see Page 38	ZS06	select one		
		SpiceFlex modular		X	X
4	Rotary table adjustable to segmentations of 2-24, suitable for presses with SpiceFlex control systems			X	X
	Highly stressable sliding table, mechanical			X	X
5	Highly stressable sliding table, mechanical with locking bolt	select one		X	X
6	Highly stressable sliding table with electro-pneumatic control			X	X
	Press foundation H approx. 700 x W 690 x D 565 mm, adjustable with machine bearing elements			X	X
7	Press foundation H approx. 800 x W 690 x D 565 mm, adjustable with machine bearing elements	select one		X	X
	Deposit table for lateral attachment to the press foundation on the left side (a), height adjustable			X	X
7	Deposit table for lateral attachment to the press foundation on the right side (b), height adjustable			X	X
	Rotary table changing plate with bores only with RT.	select any		X	X
8	Footswitch, connected to plug-in connection for SpiceFlex			X	X
	Clamping pivot without collar			X	X
9	Clamping pivot with collar	select one		X	X

X = available



Please note that we will respond to your individual production requirements and that our **special machines experts** are at your disposal.